



## LYS-WHT-38801 + LYS-WHT-38305

## SPECIFICATION DATA SHEET

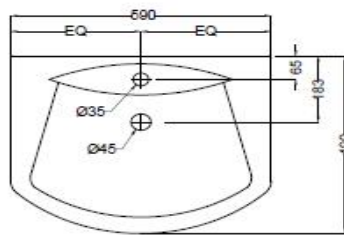
## PRODUCT DETAILS

Manufacturer :	Jaquar	Type:	Wall Hung Basin with half Pedestal
Range	Lyric	Colour:	White
Outlet	Horizontal	Material:	Ceramic - Vitreous China
Technical Details:	Diameter of the tap hole 35 $\varnothing$ +2 -1 mm,	BOM doc.NO.	JSW/01/2018/0026 JSW/01/2018/0028
	ID of waste outlet hole 45 $\varnothing$ +2 -3 mm Horizontal distance between the centre line of the tap hole and the centre line of the waste outlet hole $\leq$ 118 mm		

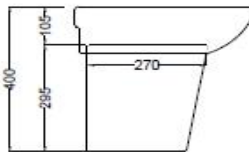
## ARTICLE NAME: Wall hung Basin



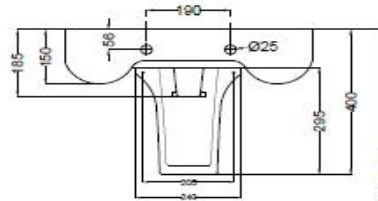
## TECHNICAL DIMENSIONS



TOP VIEW



SIDE VIEW



BACK VIEW

ALL DIMENSIONS ARE IN MM.  
(TOLERANCE  $\pm$  5 MM)

## PRODUCT DIMENSIONS

Length (mm)	Width (mm)	Height (mm)	Net weight (kg)
590	490	400	18.3

## USP

With tap hole and over flow hole cap, Anti germ glaze

## ACCESSORIES PROVIDED

Overflow hole Cap	ZPS-WHT-9012B
Rag bolt	ZPS-MST-RB03
Pedestal Fixing Screws	ZPS-MST-FB05

## CARE AND CLEANING GUIDELINES

- ★ Vitreous china sanitary ware products are fragile in nature and need to be handled with care (to avoid personal injury) at all times during its storage, handling, installation and use thereafter.
- ★ The product is heavy and it is recommended that two persons hold it while it is being fixed.
- ★ Carefully inspect the new product for damage before installation.
- ★ Risk of product damage. Over tightening may cause breakage or chipping of vitreous china.
- ★ Risk of external leakage. Do not lift or rock the bowl after placement.
- ★ Always test your cleaning solution on an inconspicuous area on the product before applying it to the entire surface.
- ★ Do not allow cleaners to sit or soak on the product.
- ★ Use a soft, dampened sponge or cloth to clean. Never use abrasive material like a bristle brush or scouring pad.
- ★ Wipe surfaces clean and rinse completely with water immediately after applying cleaners.
- ★ Clean Chrome, stainless steel surfaces once a week. Do not use cleaners containing chloride on chrome, stainless steel. If used, rinse the surface immediately to prevent corrosion.
- ★ Wherever chrome plating is used on the products, use only warm water to clean and then dry with a soft cloth.

## CERTIFICATION

Compliance : IS 2556.4:2004, IS 2556.1:1994, BS EN 14688 :2015/CE

All technical dimensions are in accordance to British standards, Bureau of Indian Standards



## PACKAGING DETAIL

Length (mm)	Width (mm)	Height (mm)	Gross Weight(kg)
Basin 620	530	205	15.9
Pedestal 300	255	285	6

## LOADING PALLET DETAIL

Length (mm)	Width (mm)	Height (mm)	no of pieces on pallet
1140	1140	2285	44
1140	1140	2285	120



Prepared By Designer Date	Controlled By Quality control	Verified By Product Manager	Approved By Sanitaryware Head
Revision/Version	1	Plotter Updated or Month	10-Jul Year 2018