



Model: **OPTIMA**

SHOWER ENCLOSURE

Range : Framed

SPECIFICATION DATA SHEET

PRODUCT DETAILS

Manufacturer :	Jaquar	Type:	Wall to wall
Range	Sliding Range	Colour:	Chrome
Material:	8mm Tempered Glass		
Technical Details:	Wall to wall shower enclosure with door sliding 2 Part - 1 Fixed + 1 Sliding Door		

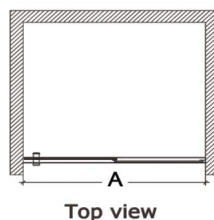
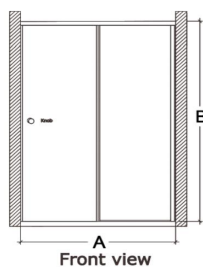
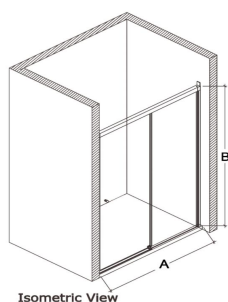
ARTICLE NAME: OPTIMA



Features & Benefits

- Ready to fit
- Adjustable profiles
- Toughened glass
- Anti lime scale treated
- Shower Tray Compatible

TECHNICAL DIMENSIONS



Sl. no	Components	Qty
1	Top Profile	2 pcs
2	Bottom Profile	2 pcs
3	Wall profile	2 pcs
4	Handle	2 sets
5	Roller	8 pcs
6	Magnetic Strip	1 sets
7	Top & bottom profile connectors	2 pcs

PRODUCT DETAILS

Code	Width Range (mm)	Height (mm)	Glass		Door Opening	Adjustment (mm)	Shower Tray compatibility	Net weight (kg)
	A	B	Thickness	Finish				
JSE-CHR-OPTSDR1015X	1000 - 1500	2000	8 mm	Clear			Yes	
JSE-CHR-OPTSDR1520X	1501 - 2000	2000	8 mm	Clear			Yes	
JSE-CHR-OPTSDL1015X	1000 - 1500	2000	8 mm	Clear			Yes	
JSE-CHR-OPTSDL1520X	1501 - 2000	2000	8 mm	Clear			Yes	
Options Available with		•Texture Glass • Frosted Glass						

CERTIFICATION

CE Certified

All technical dimensions are in accordance to Bureau of Indian Standards & European Norms

PACKAGING DETAIL

CARE AND CLEANING GUIDELINES

Model Dimension - A	Length (mm)	Width (mm)	Height (mm)	Gross Weight (kg)	• Anti Lime scale treated and easy to clean. • Clean regularly , wipe and dry it after using. This will help to prevent hard water deposits on then-and-there basis. • Do not use any acidic chemical to clean the hardware and the glass. • For Maintaining the Shine/ Glossiness of the glass - Use Jaquar cleaning agent - SPARKLE (Using SPARKLE once in a week is sufficient and it may vary)
1500	2030	1030	90	64kg	